



**G\*GRASS®**

## **NOVA PRO DRAWER SYSTEM**

The complete drawer system sets standards  
in modern furniture-making.





## NOVA PRO THE ORIGINAL

A classic solution as a source of inspiration for the living space design of tomorrow.

**Why does a movement system still feature “new” in its name although it is already an indispensable classic product?**

Perhaps because Nova Pro is the drawer system that never fails to surprise with its individuality, intelligent technology and impressive expression of form.

There are things  
you simply can't do  
any better.

This is because they are well designed from the very beginning. Such as Nova Pro. Two double-walled side sections in two styles, three depths and various colours, as a regular drawer or pot drawer with variable add-on systems open up almost limitless design options.

**Nova Pro is synonymous with functional beauty. This complete system is the expression of our never-ending passion for perfect movement system solutions.**

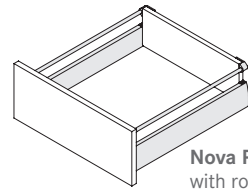


## Movement is perfect harmony.

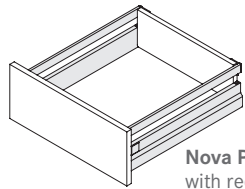
### **Nova Pro keeps moving a whole life long.**

We admit that we are proud of Nova Pro. This drawer system features fully synchronised slide technology without a mid-way knock – a first in furniture design. Today the soft-flowing and perfectly smooth movement is already the norm that no-one wants to do without. The excellent running characteristics of Nova Pro have become a distinctive feature of high-quality furniture.

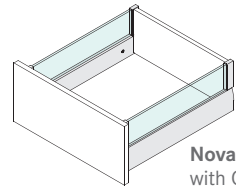
Durability, power and strength are among the outstanding features of Nova Pro.



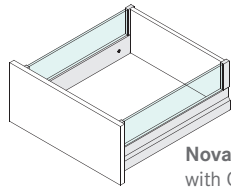
**Nova Pro Deluxe**  
with round railing



**Nova Pro Classic**  
with rectangular railing



**Nova Pro Crystal Deluxe**  
with Crystal add-on



**Nova Pro Crystal Classic**  
with Crystal add-on

There are many reasons why Nova Pro is more contemporary than ever before. One is the special functionality of the drawer system. With its load capacity and of up to 70 kg plus minimum drawer deflection throughout the entire range, the welded drawer sides ensure maximum stability in every drawer width and depth.


**The two design shapes Nova Pro Classic and Nova Pro Deluxe also create scope for virtually limitless design ideas – particularly in combination with the Crystal add-on version.**







NOVA PRO DRAWER SYSTEM



## Nova Pro Classic.

With a streamlined design.



### Extra space with a perfect style.

The torsion-free double-walled drawer sides stand out with their distinctive welded profile. The inner values are, however, equally important. With straight inside surfaces at an exact angle of 90° and a low construction width, the Nova Pro Classic only needs minimum space to provide maximum storage.

## Nova Pro Deluxe.

With gently  
curved surfaces.

### Harmony of form and function.

With its elegant and discreet expression of form, the Deluxe drawer side wins the hearts of modern individualists. Its aesthetic expression of form blends harmoniously into sophisticated design concepts. Its optimum use of space has helped to make Nova Pro Deluxe indispensable for high-quality furniture-making.

Those with an eye for quality  
will recognise it at first glance.

**The logo stamped on the Nova Pro Deluxe and Nova Pro Crystal Deluxe acts as a visible indication of their unsurpassed quality.**

High-quality craftsmanship, material quality and sophisticated design can be recognised at first glance on the smooth, metallic surface. The Nova Pro Deluxe and Nova Pro Crystal Deluxe drawer sides are stamped with the GRASS logo. Your logo can also be incorporated upon request.







## NOVA PRO DRAWER SYSTEM



Long live  
personal taste.

**High-quality materials, colours and accessories for contemporary interior design trends.**

The individual character of Nova Pro appeals to the senses. Your hands and eyes will tell you how much sensitivity came into play when the various materials and colour designs for both Nova Pro designs were selected. All versions of the drawer system provide maximum freedom for contemporary furniture design.

## Nova Pro Crystal.

Transparent systematics  
from the outside in.

**Consistency is one of the most outstanding properties of the Nova Pro range.**

Its design quality is continued in the drawer interior. The glass add-on system for Nova Pro Classic and Nova Pro Deluxe offers stylish options and permits exciting material contrasts and surprising highlights.





In a perfectly organised kitchen, everything has its place. Because things that are put away tidily are also readily found.

And that applies in particular to the contents of drawers and pull-outs. Whether it's food items, beverages, kitchen utensils or plates, cups and cutlery – everything should be neatly stored and instantly retrievable. With the top-quality dividing and organising systems for Nova Pro, that becomes child's play. **Good to know a product meets all the rational arguments but still leaves room for the personal touch. With Nova Pro, even organisation is an entirely individual arrangement.**



## Comfort is a question of technology.

### **Soft-close – the integrated damping system sets the standard.**

With Soft-close, the comprehensive damping concept by GRASS, each movement becomes an experience. Because closing drawers with Soft-close is something special. Soft-close gently slows the closing action of the drawer and silently pulls it to the fully closed position. It is no surprise, therefore, that Soft-close has become the benchmark.

### **Movement comfort at the highest level: GRASS opening systems for furniture without handles.**

Modern furniture appeals through its large, quiet surfaces and minimalist elegance. To match this trend, DWD XP offers two innovative opening systems: Tipmatic Plus and Sensomatic.

With **Tipmatic Plus**, the mechanical opening system, it is possible to design large fronts without handles that will open with a slight touch.

**Sensomatic**, the new electro-mechanical opening system, combines the advantages of handle-free opening with the elegance of damped closing.



## SENSOTRONIC SLIDE SYSTEM

Fully electronically controlled movement for Nova Pro regular and pot drawers.

Sensotronic combines all the benefits of a mechanical drawer slide with the fascinating possibilities of electronic systems. Sensotronic sets new benchmarks in user comfort and intelligent functionality. A gentle tap or pull is all it takes. Drawers open as if by themselves. All automatically. Always at the same speed and by the same amount. Irrespective of the load they carry. Sensotronic opens, closes, accelerates, brakes and controls the movement electronically.

**Good to know that form and function  
can be combined so perfectly.**



reddot design award  
winner 2008



# Compelling. The Nova Pro full-extension drawer.

## All the features of the Nova Pro drawer system at a glance:

- **High-quality:** Synchronised full-extension drawer system for regular and pot drawers with maximum lateral stability due to the welded profile.
- **Functional:** Excellent running characteristics and minimum drawer deflection.
- **Convenient:** The angle adjustment for the front is integrated into the side wall.
- **Strong:** Load capacities of 40 kg and 70 kg with low opening pull forces.
- **Adaptable:** The 3-dimensional front adjustment ensures perfect reveals.
- **Variable:** 3 different heights in several colours as a regular or pot drawer with railing add-on or Crystal add-on system.
- **Space saving:** More storage space with the 90° inside surfaces and the low opening pull forces.
- **Convenient:** The integrated Soft-Close damping ensures gentle closure.





## NOVA PRO

The complete drawer system combines functionality and design to achieve an unsurpassed movement standard.



GRASS GmbH  
Movement Systems  
Grass Platz 1  
A 6973 Höchst, Austria  
Phone +43 (0) 5578 701-0  
Fax +43 (0) 5578 701-59  
E-mail [info@grass.eu](mailto:info@grass.eu)

[www.grass.eu](http://www.grass.eu)