


Accessoires  
de bois traité


# GOODFELLOW PRONATURE



## Style contemporain



2" x 6" x 8' - 12'  
Rampe contemporain




1-1/16" x 1-5/16"  
Balustre rectangulaire  
36" / 42" / 48"




1 7/16" x 1 7/16"  
Balustre robuste  
36" / 42" / 48"



Boule  
Windsor  
Lamellée




Capuchon Provincial  
4" - 5"



3-1/2" x 3-1/2" x 48" Poteau Symphony

3-1/2" x 3-1/2" x 54" Poteau Symphony (avec encoche)

## Style campagnard




2" x 4" x 8' - 12'  
Rampe coloniale



2" x 4" x 8' - 12'  
Lisse pour barreaux



Boule  
Canadienne  
Lamellée



Capuchon  
Traditionnel 6"



Boule  
Britannique  
Lamellée



1-3/8" x 1-3/8" x 36" Barotin colonial



1-5/8" x 1-5/8" x 36" Barotin colonial



3-1/2" x 3-1/2" x 48" Poteau colonial



3-1/2" x 3-1/2" x 48" - 54" Poteau colonial (avec boule)



4" x 4" x 8" Poteau porche colonial



6" x 6" x 8' - 9' Poteau porche colonial


## Treillis



2-5/8" Régulier




1-1/4" Intimité




3/4" Super intimité




1-3/4" Carré




1" x 2" x 8'  
Encadrement  
en "U"




2" x 2" x 8'  
Encadrement  
en "U"



2" x 4" x 8'  
Grande traverse  
en "U"



1" x 2" x 8'  
Diviseur en "H"



2" x 2" x 8'  
Diviseur en "H"

## Escaliers

Limons  
3 / 4 / 5 / 6  
marches



Marches avec nez arrondi  
2" x 10"  
36" / 42" / 48" / 60"

