

CEILING & WALL PLANKS



Armstrong®
Ceilings



The Plank ceiling collection offers ceiling planks in a variety of finishes, three different materials, and two sizes. All have a beveled tongue and groove edge for a no-grid look. These planks install directly to joists or an existing ceiling and are a great cover-up option for drywall, plaster, popcorn or textured ceilings. Some planks also install to walls. For more information, visit ceilings.com/canada.

Plank Options	Dimensions (Inches)	Material	Noise Reducing NRC/CAC	Sag Resistance	Mold/ Mildew Resistance	Fire Resistance	Installs directly to ceiling	Installs over suspended grid	Installs on walls
Country Classic™ Plank	6 × 48 × 1/2	Mineral fiber	-/30	Standard	Standard	Class A	✓		
WoodHaven™ Planks	5 × 84 × 3/8	MDF (medium density fiberboard)	-/-	Standard	Standard	Class C	✓	✓	✓
Easy Elegance™ Plank Woodgrain White	6 × 48 × 1/3	Rigid PVC plastic	-/-	Superior	Superior	Class A	✓		✓


WOODHAVEN™ PLANKS

- 5-in × 84-in planks are made of MDF (medium density fiberboard)
- Prefinished; no sanding, staining or sealing
- Great for covering drywall, plaster or popcorn ceilings
- Install over existing basement ceiling grid
- Items #1140, 1148, 1149, 1138, and 1139 can be used for wainscoting or walls
- Updated ceiling look without ceiling height loss
- Staggered installation means minimal waste


FINISHES




1140 CLASSIC WHITE



1148 PAINTED WHITE



1149 BEADBOARD




1138 WOVEN WHITE



1275 COASTAL WHITE



1276 DRIFTWOOD GRAY



1273 WEATHERED



1139 WOVEN CHARCOAL GRAY



1265 WHITE WASH



1261 NATURAL MAPLE



1262 CLASSIC MAPLE



1263 NEW APPLE



1271 BAMBOO



1264 RUSTIC PINE

WOODHAVEN™ PLANKS CEILING INSTALLATION

Three installation options to choose from. Review complete installation instructions at ceilings.com/installwoodhavenca before beginning your project.

1 CLIPS AND SCREWS



Installation clips and screws are included in the plank package and install directly to furring strips (sold separately). This installation method is suitable for ceilings with a greater than 10 degree slope.

2 EASY UP® TRACKS AND CLIPS



The Easy Up® installation system is fast and easy with snap-on (vs. screw-in) clips, and is the recommended method to install planks over drywall, plaster or popcorn ceilings. Use the Easy Up® installation system for ceilings with a less than 10 degree slope.

Item #1190 (20 tracks per carton)
 Item #1191 (360 clips per carton) or
 Item #1191SC (135 clips per carton)

NOTE: Both track products and clip accessories are required for a complete Easy Up system and must be used together. Items are sold separately.

3 RETROFIT 15/16-IN GRID

Transform an existing 15/16-in suspended (drop) ceiling using Easy Up® clips and WoodHaven™ planks.



Remove panels



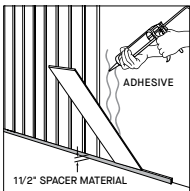
Snap on Easy Up clips



Position planks; slide and secure clips

NOTE: Existing grid must be 15/16-in. Easy Up clips (sold separately) must be used for the retrofit installation. Screws and clips included in the WoodHaven package are only used where grid intersections interfere with the installation of an Easy Up clip. Visit ceilings.com/canada to order a sample Easy Up Clip to test grid for a snug fit.

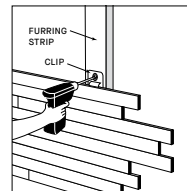
WOODHAVEN™ PLANKS WALL INSTALLATION



Install vertically on a wall using construction adhesive.

With either option, finish with a trim of your choice.

For more information, visit ceilings.com/woodhavenca



Install horizontally on a wall using clips included in the WoodHaven plank carton.

1139 WOODHAVEN™ WOVEN CHARCOAL GRAY (CEILING)




1148 WOODHAVEN™ PAINTED WHITE (CEILING)



COUNTRY CLASSIC™ PLANK

CEILING FINISHES



480 COUNTRY CLASSIC™
PLANK WHITE



480LG COUNTRY CLASSIC™
PLANK LIGHT GRAY



480LB COUNTRY CLASSIC™
PLANK LIGHT BEIGE



480MB COUNTRY CLASSIC™
PLANK MEDIUM BEIGE

- 6-in × 48-in planks are made of mineral fiber (similar material to standard ceiling products)
- Real wood-grain appearance
- White finish is paintable or stainable to match any décor
- Great for covering drywall, plaster or popcorn ceilings

COUNTRY CLASSIC™ PLANK CEILING INSTALLATION

- 1 EASY UP® TRACKS AND CLIPS – see details and item numbers on previous page
- 2 ADHESIVE – follow manufacturer's instructions

Review complete installation instructions at ceilings.com/installcountryclassic before beginning your project.

480 COUNTRY CLASSIC™ PLANK WHITE (CEILING)



480MB COUNTRY CLASSIC™ PLANK MEDIUM BEIGE (CEILING)



EASY ELEGANCE™ PLANK WOODGRAIN WHITE



1293 EASY ELEGANCE™ PLANK WOODGRAIN WHITE



SHOWING
EDGE
DETAIL

- 6-in × 48-in planks are made of rigid, durable PVC Plastic
- Woodgrain appearance
- Easy to clean—washable
- Mold, mildew and sag resistance
- Stain resistant
- Will not discolor
- Lightweight—easy to cut and install
- For residential use only
- For interior, climate-controlled spaces only
- Also installs to walls

EASY ELEGANCE™ PLANK WOODGRAIN WHITE CEILING INSTALLATION

- 1 EASY UP® TRACKS AND CLIPS** – see details and item numbers on previous page
- 2 ADHESIVE** – follow manufacturer's instructions

EASY ELEGANCE™ PLANK WOODGRAIN WHITE WALL INSTALLATION

- Install to walls vertically or horizontally with adhesive

Review complete installation instructions at ceilings.com/installationca before beginning your project.

1293 EASY ELEGANCE™ PLANK WOODGRAIN WHITE (CEILING)



1293 EASY ELEGANCE™ PLANK WOODGRAIN WHITE (WALL)





480 COUNTRY CLASSIC™ PLANK WHITE (CEILING)



1140 WOODHAVEN™ CLASSIC WHITE (WALL)

If you have Ceiling & Wall Plank questions, call: **1-877-ARMSTRONG (276-7876)**

NOTE: Due to printing limitations, colors pictured cannot be guaranteed to match actual ceiling and wall materials.

All other trademarks are property of AWI Licensing LLC or affiliates, or their respective owners.

©2023 AWI Licensing LLC

Printed in the United States of America

ceilings.com/canada



COVER PHOTO: 480LG COUNTRY CLASSIC™ PLANK LIGHT GRAY (CEILING)

Armstrong®
World Industries