

Infinity

INFINITY AND INFINITY IS TECHNICAL DATA SHEET

Version: A4.0 | 16/01/2024



Before installing, please ensure you
have downloaded the latest version
of this TDS by scanning this code.

www.eva-last.com

A PRODUCT BY

EVA-LAST[®]
INSPIRED BY NATURE, DESIGNED FOR LIFE.



Contents

Document guide..... 3

Material composition 4

Physical properties 5

Mechanical properties 7

Thermal properties 11

Fire reaction properties..... 11

Weathering..... 12

Surface properties 14

Disclaimer and copyright..... 15

Appendix A..... 16

Appendix B 29

Infinity Bamboo-Polymer composite decking

The Infinity material technology offers decay and weather resistance with protection from biodegradation, insects, and harsh weather. Its streaked colour variation provides a natural look that embodies the essence of timber. Enjoy the stain and slip resistance of this environmentally friendly alternative to timber, which is holistically sustainable from its manufacturing to its use of raw materials.

Product name:	Infinity decking
Product use:	Primarily used in decking, fascia, and similar applications
Material:	Infinity
Material description:	Co-extruded profiles with a cellulose-polymer composite core.

Document guide

Eva-Last strives to evaluate their products in depth and present the technical and safety information available in a manner that assists with the application thereof. If additional data or information is required, please do not hesitate to contact us at rad@eva-last.com.

In an attempt to simplify the information, similar data is loosely grouped into the categories summarised below. This document is ordered according to these categories and the applicable page number for the start of each section captured in the Table of contents above.

- Material composition
- Physical properties
- Mechanical properties
- Thermal properties
- Fire reaction properties
- Weathering properties
- Surface properties

The Material compositions section captures a summary of the product make-up please refer to the Material Safety Data Sheet (MSDS). Summaries of chemical compliance data available are also collected in this section.

The Physical properties section provides a summary of available profiles and general material properties such as density, water absorption, etc. Additional profile information can be obtained from drawings in the appropriate Appendix. Where possible, material properties that can be assigned to more specific categories are moved to the relevant section.

The Mechanical properties section captures data related to the product's reaction to various load conditions. The section is broadly assembled into the below categories. Additional profile and sectional information are captured by the drawings in the appropriate Appendix.

- Material specific mechanical properties
- Profile specific mechanical properties
- Sectional properties

Product properties such as the expansion coefficient, thermal resistance, etc. are captured, where applicable, in the Thermal properties section.

Information regarding the product's reaction to fire is captured in the Fire reaction properties section.

Test data relating to the acoustic performance of the, where applicable, is summarised in the Acoustic properties section.

Information on the product's resistance to mold, termites, etc. is collected in the Biodegradation properties section.

The Surface properties section summarise information regarding the finish or texture of the product. Test data on aspects such as slip resistance (where applicable) is captured in section.



Where the products form part of a system and, as a result, utilise other components, an additional section to capture useful data regarding these components is added to the document.

Where information is not yet available, the section is simply omitted. In the cases where information can be substituted or supplemented with alternative data (based on similar compositions, etc.), an attempt to do so is made. Where this is the case, it is highlighted. Please make use of the data accordingly. For any additional information regarding this, please feel free to contact rad@eva-last.com.

Ensure the product and application thereof is suitable, rational, and compliant with any applicable regulations or standards. Wherever necessary, consult a suitably qualified professional. For information about the installation and use of the product, please see the applicable Installation Guide (IG). For additional material safety and handling information, please refer to the applicable MSDS. For any further information, please contact rad@eva-last.com.

Material composition

The following table is a simplified material composition for the Infinity material technology. For more information regarding the composition, safety, and handling of the material, please see the Infinity **MSDS**. To confirm which substances are compatible, or incompatible, with the product, please refer to **[Appendix B](#)**.

Component	Substance	Mass (%)
Cap and core	Polyethylene (PE)	62%
	Cellulose fibre (Bamboo fibres)	28%
	Calcium carbonate	4%
Additional additives	Other	6%

Material Compliance

Infinity has been assessed to determine whether it contain Substances of Very High Concern (SVHC) that may be classified as carcinogenic, mutagenic, or toxic to reproduction of humans or animals, or have a persistent, cumulative, or negative impact on the environment in accordance with European REACH (Registration, evaluation, and authorization of chemicals) regulations.

Compliance report	Result	Issue date	Compliance body	Information
SVHC compliance	Pass	2019-06	EU REACH	Of the 197 substances evaluated, non-have been detected. SVHC concentration require detection levels of less than 0.05% of the whole product. Click here for the full list of substances.

Physical properties

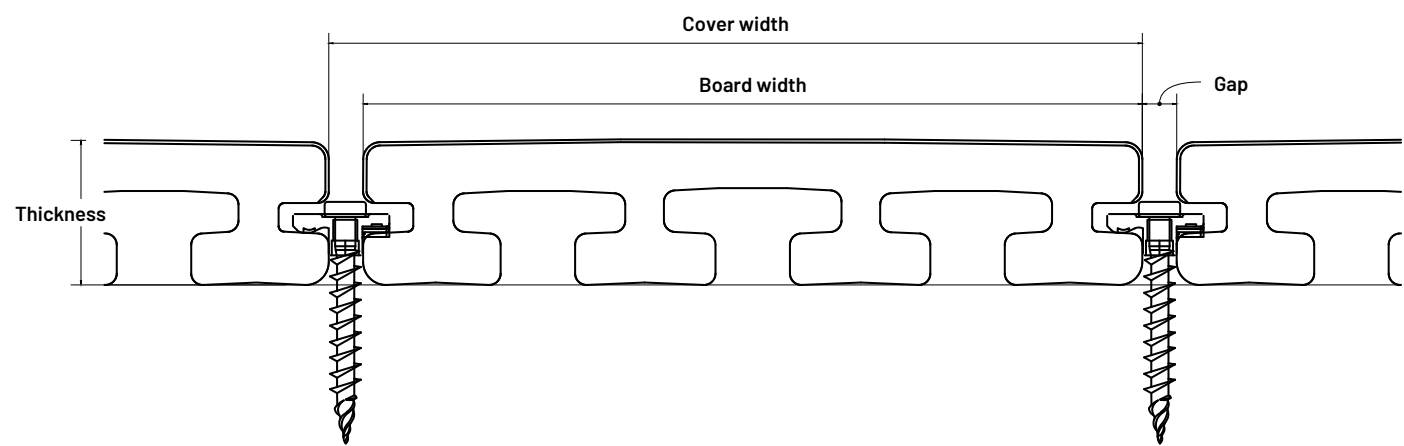
General material properties



















Typical properties of the Infinity material technology are captured below as an indication of the expected behaviour.

Properties	Results	Requirement	Test method	Information
Density	1 250 to 1 300 kg/m ² (78.04 to 81.16 lb/ft ³)		EN 15534-1	Based on tests performed upon STGJOTG01
Moisture content	0.2%	Less than 5%		
Water absorption (Mass)	0.6%	Less than 7%	EN 15534-1 for 28 days	Infinity materials were evaluated for water absorption properties in accordance with the test method listed to determine dimensional stability. See the report here for further details.
Thickness swell (Dimensional)	0.2%	Less than 5%		
Length swell (Dimensional)	0.1%	Less than 0.6%		
Width swell (Dimensional)	0%	Less than 1.2%		

Profile properties

The following table is a summary of the currently available profiles, please see **Appendix A** for profile drawings.



Profile ID	Application type	Board width (mm) (inch)	Thickness (mm) (inch)	Mass per meter (kg/m) (lb/ft)	Cover width (1) (mm) (inch)	Coverage (2) (m/m²) (ft/ft²)	Coverage mass (3) (kg/m²) (lb/ft²)
 STGJ06AE	I-Series – Grooved deck board	136.0 (5.355)	23.0 (0.905)	2.7 (1.81)	142.0 (5.591)	7.0 (2.133)	19.4 (3.94)
 STGJ07AE	I-Series – Wide Grooved Deck Board	173.4 (6.827)	23.0 (0.905)	3.4 (2.29)	179.4 (7.063)	5.6 (1.707)	19.2 (3.93)
 STGJ131	Solid Grooved Deck Board	136.0 (5.355)	23.0 (0.905)	3.9 (2.62)	142.0 (5.591)	7.0 (2.133)	27.6 (5.65)
 STGJ132	Solid starter board – Single sided starter	173.4 (6.827)	23.0 (0.905)	4.0 (2.69)	142.0 (5.591)	7.0 (2.133)	28.1 (5.76)
 STGJ02AE	I-Series – Grooved deck board	136.0 (5.355)	25.4 (1.000)	3.0 (2.01)	142.0 (5.591)	7.0 (2.133)	20.8 (4.26)
 STGJ03AE	I-Series – Square edge deck board	136.0 (5.355)	25.4 (1.000)	2.9 (1.95)	142.0 (5.591)	7.0 (2.133)	20.2 (4.14)
 STGJ04AE	I-Series – Starter grooved board	136.0 (5.355)	25.4 (1.000)	2.8 (1.88)	142.0 (5.591)	7.0 (2.281)	19.4 (3.97)
 STGJ113	I-Series 113 – Grooved deck board	134.1 (5.280)	25.4 (1.000)	2.4 (1.61)	140.1 (5.516)	7.5 (2.286)	17.9 (3.67)
 STGJ04XX	Solid grooved deck board	140.0 (5.512)	23.0 (0.905)	4.5 (3.02)	146.0 (5.749)	6.8 (2.073)	30.5 (6.25)
 STGJ02AEN	Solid square edge board	140.0 (5.512)	25.5 (1.000)	4.4 (2.96)	146.0 (5.749)	6.8 (2.073)	30.3 (6.21)
 STGJ30	Solid square edge deck board	140.0 (5.512)	23.0 (0.905)	3.9 (2.62)	146.0 (5.749)	6.8 (2.073)	26.6 (5.45)
 STGJ0.5	Solid square edge deck board	140.0 (5.512)	25.4 (1.000)	4.0 (2.69)	146.0 (5.749)	6.8 (2.073)	27.5 (5.63)
 STGJ20X	Square edge stair board	325.0 (12.796)	30.0 (1.182)	12.2 (8.19)	325.0 (12.796)	3.0 (0.914)	36.8 (7.54)
 STGJ14	Fascia board	150.0 (5.906)	12.0 (0.473)	2.3 (1.55)	156.0 (6.142)	6.4 (1.951)	14.7 (3.01)
 STGJ40	Fascia board	184.0 (7.245)	16.5 (0.650)	3.8 (2.55)	190.0 (7.481)	5.3 (1.615)	20.0 (4.09)
 STGJ41	Fascia board	304.3 (11.981)	18.0 (0.709)	6.8 (4.57)	310.3 (12.217)	3.2 (0.975)	22.0 (4.51)
 STGJ77	Screen board	70.0 (2.756)	16.0 (0.630)	1.4 (0.94)	76.0 (2.993)	13.2 (4.023)	18.4 (3.77)
 STGJ58	Joist	35.0 (1.378)	35.0 (1.378)	1.3 (0.87)	N/A	N/A	N/A

(1) Coverage width = Board width + an assumed typical gap of 6 mm.

(2) Coverage = 1000/Coverage width.

(3) Coverage = Coverage x mass per meter.



Mechanical properties

Material specific mechanical properties

All information within this table is currently based on internal laboratory results of Infinity.

Properties	Result	Test method	Information
Scratch resistance	20 N (4.50 lbf)	FORD FLTM BO 162-01	A standardised test using weighted sharp nails to scratch the surface of the profiles to determine the surface's scratch resistance.
Abrasion resistance	13 mg/c (36 x 10 ⁻⁶ oz/c)	ASTM D4060	A standardised test to estimate the wear resistance of the Infinity cap. The product was subjected to abrasive wheels carrying 1kg loads at 60 rotations a minute for 1 000 cycles.
Cap delamination	60 N / 50 mm (13.49lbf / 2") 5.32mm (0.21")	ISO 24345- 2006	Allowable peel-off length is 10 mm.
Shore hardness (D)	71	ISO 868	A standardised test to determine the depth of penetration of a specific indenter. Results greater than 60 fall under the category "Extra hard".
Brinelle Hardness	39.8 N/mm ² (2.75 lbf/in ²)	EN 15534-1	
Impact test – Value of residual indentation	0.08 mm (0.003")	EN 15534-1	A standardised test to determine the resistance to indentation and cracking of the surface cap on the Infinity material. The hardness of the material was measured before the impact test was performed.
Maximum crack length	No crack	EN 15534-1	

Profile flexural properties

Flexural properties of polymer composites can be influenced by the profile geometry and span. Typical properties of the Infinity material technology are captured below based on internal test results. See **Appendix A** for profile details.

Profile ID	Application	Load at 3% strain (kN)(lbf)	Flexural strength MOR (MPa)(lbf/in ²)	Flexural stiffness MOE (MPa)(lbf/in ²)	Span (mm) (in)	Test method	Notes
STGJ02AE	I-Series - Grooved deck board	3.87 (869.98)	17.8 (2 581.0)	3 351 (485 895)	406.4 (16.0)	ASTM D7032 – 17, ASTM D2565, and ASTM D790.	Profiles were tested in order to confirm compliance with ICC-ES, AC 174, flexural properties. The results of which can be located within the issued CCR report, here .
STGJ04AE	I-Series - Starter grooved board	3.53 (793.55)	16.21 (2 350.5)	3 163 (458 635)			
STGJ02AEN	Solid square edge board	5.23 (1175.71)	23.61 (3 423.5)	3 964 (574780)			
STGJ30	Solid square edge deck board	5.29 (1189.20)	28.3 (4 103.5)	3 738 (542 010)			
STGJ113	I-Series 113 - Grooved deck board	N/A	21.3 (3 085)	3 400 (503 000)	300 (11.8)	EN ISO 15534-1, ISO 178	Profiles were tested by a third-party unaccredited laboratory.
STGJ113	I-Series 113 - Grooved deck board	N/A	20.1 (2 900)	3 700 (536 000)	350 (13.8)		
STGJ113	I-Series 113 - Grooved deck board	N/A	18.6 (2 650)	6 200 (906 000)	406 (16.0)		
STGJ02AE	I-Series - Grooved deck board	N/A	21.8 (3 150)	5 000 (732 000)	406 (16.0)		



Stair tread performance

The following profiles were tested in a stair tread application. The application requires that the profiles be tested against point loads over a specified span.

Profile	Concentrated loads - Deflection under 1.5 kN load (mm)(in)	Concentrated loads - Ultimate load (kN) (lbf)	Span (mm)(in)	Test method	Notes
STGJ02AE	2.88 (0.11)	3.76 (845.25)	406.4 (16.0)	ASTM D7032 – 17, ASTM D2565, and ASTM D790.	Profiles were tested in order to confirm compliance with ICC-ES, AC 174, flexural properties. in a stair tread application. See the CCR report, here .

Creep recovery

The following table provides details regarding the profiles behavior when exposed to long term loading and the ability to recover to its previous state.

Profile	Average recovery	Requirement	Requirement	Class	Note
STGJ04AE	Average recovery	83%	> 75%	Pass	A 9.5 kN/m ² load applied to the profiles for 24 hours. The profiles were then allowed to recover for 24 hours. The deflection was monitored before, during loading, immediately after loading and after a rest period.
	Total deflection	1.6 mm (0.06")	3.2 mm (0.13")		
	Maximum allowable unrecoverable deflection	0.36 mm (0.02")	1.6 mm (0.06")		

Impact of weathering (material factor estimate)

Material properties can vary as a result of long-term weathering. To estimate this impact on the material's flexural properties, the product is subjected to various weathering effects and the performance with and without weathering is compared. The overall end-use adjustment factor is selected based on the weathering effect that has the most impact on the material.

Typical properties of the Infinity material technology are captured below as an indication of the expected behaviour.

Properties	Flexural strength (%)	Flexural stiffness (%)	Adjustment factor	Test method	Information
High temperature effect	96.8	90.3	0.9	ASTM D7032 – 17, ASTM D2565, and ASTM D790.	To confirm compliance with ICC-ES, AC 174, Infinity materials were evaluated for a decking application to determine what affect temperature, moisture and UV exposure had on the flexural performance of the material in accordance with the test methods listed. The end use adjustment factor is based on the effect with the most impact. The results of which can be located within the issued CCR report, here .
Low temperature effect	145.6	137.5	1.0		
Moisture effect	108.3	108.5	1.0		
UV effect	92.7	94.4	1.0		
Freeze-thaw effect	104.8	100.7	1.0		
Overall end-use adjustment factor			0.9		

Mechanical fastener testing

Fastener withdrawal tests were performed on a typical I-Series square edge decking installation, top fixing STGJ03AE to a frame with joists at spans of 406 mm using composite deck screws, 30 mm from any edge of the profile, with a 6 mm gap between each board.

Board	Application details	Fastener details	Fastener withdrawal		Note
			Maximum load (kN) (lbf)	Holding capacity (Safety factor of 3.0) (kN) (lbf)	
STGJ02AEN	Timber application	Composite deck screw - top fixed - M5.0 x 63 mm	2.6 (584.48)	0.9 (202.32)	Based on complete fastener withdrawal
STGJ03AE			0.7 (157.36)	0.2 (44.96)	

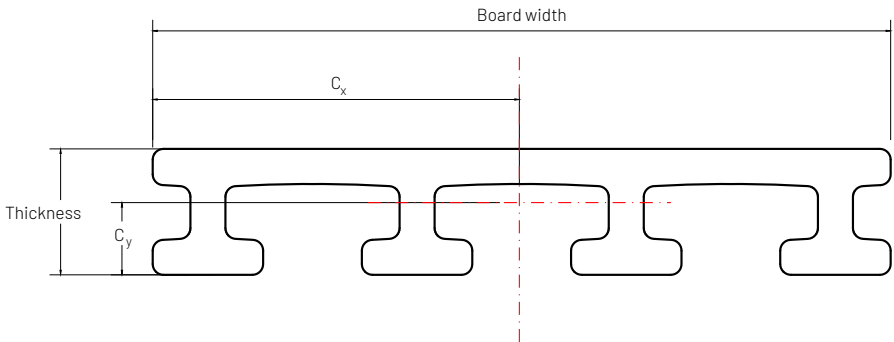
Uplift tests were performed on a typical I-Series square edge decking installation. Where STGJ02AEN and STGJ03AE were top fixed to the frame with joists at spans of 406 mm at 30 mm from any edge. While STGJ04AE was used as an edge profile, top fixed along edges, and STGJ02AE grooved boards were fastened at along its grooves using hidden deck fasteners.

Board	Application details	Fastener details	Wind uplift		Note
			Uplift pressure to cause failure (kN/m ²) (psf)	Maximum allowable uplift (kN/m ²) (psf)	
STGJ02AEN	Metal application	Composite deck screw - top fixed - M4.8 x 45 mm	21.6 (451.1)	7.4 (154.6)	The model of failure was based on Clip deformation as the boards were blown off.
	Timber application	Composite deck screw - top fixed - M5.0 x 63 mm	21.0 (438.6)	7.2 (150.4)	
STGJ03AE	Timber application	Composite deck screw - top fixed - M5.0 x 63 mm	21.0 (438.6)	6.9 (144.1)	
	Metal application	Composite deck screw - top fixed - M4.8 x 45 mm	20.4 (426.1)	6.9 (144.1)	
STGJ02AE and STGJ04AE	Timber application	Hidden deck fastener S9 - M4.2 x 40 mm and clip	14.4 (300.7)	4.9 (102.4)	
	Metal application	Hidden deck fastener S9 - M4.2 x 40 mm and clip	11.9 (248.5)	4.1 (85.6)	



Sectional properties

The following table provides a sectional property summary of the currently available Infinity profiles in typical board orientation. Please see **Appendix A** for profile drawings and further information.



Profile details					Moments of inertia		Centroid		Elastic sectional modulus	
Profile ID	Application	Board width (mm) (inch)	Thickness (mm) (inch)	Area (mm ²) (in ²)	I _x (mm ⁴) (in ⁴)	I _y (mm ⁴) (in ⁴)	C _x (mm ⁴) (in ⁴)	C _y (mm ⁴) (in ⁴)	S _x (mm ⁴) (in ⁴)	S _y (mm ⁴) (in ⁴)
<i>Infinity</i> [®] STGJ06AE	I-Series - Grooved deck board	136.0 (5.355)	23.0 (0.905)	2 115 (3.279)	106 857 (0.26)	3 446 765 (8.281)	68.0 (2.678)	12.8 (0.504)	8 376 (0.512)	50 680 (3.093)
<i>Infinity</i> [®] STGJ07AE	I-Series - Wide Grooved Deck Board	173.4 (6.827)	23.0 (0.905)	2 649 (4.106)	132 923 (0.32)	6 796 615 (16.329)	86.0 (3.386)	12.7 (0.5)	10 426 (0.637)	78 996 (4.82)
<i>Infinity</i> STGJ131	Solid Grooved Deck Board	136.0 (5.355)	23.0 (0.905)	3 011 (4.667)	136 768 (0.329)	4 338 111 (10.423)	68.0 (2.678)	11.5 (0.453)	11 893 (0.726)	63 796 (3.893)
<i>Infinity</i> STGJ132	Solid starter board – Single sided starter	173.4 (6.827)	23.0 (0.905)	3 067 (4.754)	137 002 (0.33)	4 563 080 (10.963)	69.2 (2.725)	11.5 (0.453)	11 913 (0.727)	65 976 (4.026)
<i>Infinity</i> [®] STGJ02AE	I-Series - Grooved deck board	136.0 (5.355)	25.4 (1.000)	2 368 (3.67)	144 053 (0.35)	3 821 506 (9.18)	68.0 (2.68)	14.0 (0.55)	10 292 (0.63)	56 210 (3.43)
<i>Infinity</i> [®] STGJ03AE	I-Series - Square edge deck board	136.0 (5.355)	25.4 (1.000)	2 288 (3.55)	143 296 (0.35)	3 987 586 (9.58)	68.2 (2.69)	14.1 (0.56)	10 197 (0.62)	58 508 (3.57)
<i>Infinity</i> [®] STGJ04AE	I-Series - Starter grooved board	136.0 (5.355)	25.4 (1.000)	2 208 (3.42)	134 807 (0.32)	3 772 763 (9.07)	68.6 (2.70)	14.4 (0.57)	9 363 (0.57)	55 036 (3.36)
<i>Infinity</i> [®] STGJ113	I-Series 113 – Grooved deck board	134.1 (5.280)	25.4 (1.000)	1 700 (2.64)	124 689 (0.30)	2 947 690 (7.08)	67.1 (2.64)	14.8 (0.58)	8 434 (0.52)	43 967 (2.68)
<i>Infinity</i> STGJ04XX	Solid grooved deck board	140.0 (5.512)	23.0 (0.905)	3 556 (5.51)	191 506 (0.46)	5 765 232 (13.85)	70.0 (2.76)	12.8 (0.50)	15 020 (0.92)	82 361 (5.03)
<i>Infinity</i> STGJ02AEN	Solid square edge board	140.0 (5.512)	25.5 (1.000)	3 542 (5.49)	189 274 (0.46)	5 742 960 (13.80)	70.0 (2.76)	14 903 (0.91)	14 903 (0.91)	82 055 (5.01)
<i>Infinity</i> STGJ30	Solid square edge deck board	140.0 (5.512)	23.0 (0.905)	3 103 (4.81)	140 084 (0.34)	4 755 942 (11.43)	70.0 (2.76)	11.5 (0.45)	12 192 (0.74)	67 954 (4.15)
<i>Infinity</i> STGJ0.5	Solid square edge deck board	140.0 (5.512)	25.4 (1.000)	3 206 (4.97)	140 392 (0.34)	51 93 565 (12.48)	70.0 (2.76)	12.7 (0.50)	12 208 (0.75)	74 194 (4.53)
<i>Infinity</i> STGJ20X	Square edge stair board	325.0 (12.796)	30.0 (1.182)	9 736 (15.09)	728 503 (1.75)	85 460 747 (205.32)	162.5 (6.40)	15.0 (0.59)	48 592 (2.97)	525 938 (32.09)
<i>Infinity</i> STGJ14	Fascia board	150.0 (5.906)	12.0 (0.473)	1 786 (2.77)	21 221 (0.05)	3 296 470 (7.92)	75.0 (2.95)	6.0 (0.24)	3 537 (0.22)	43 953 (2.68)
<i>Infinity</i> STGJ40	Fascia board	184.0 (7.245)	16.5 (0.650)	3 033 (4.70)	68 669 (0.17)	8 536 716 (20.51)	92.0 (3.62)	8.3 (0.33)	8 324 (0.51)	92 806 (5.66)
<i>Infinity</i> STGJ41	Fascia board	304.3 (11.981)	18.0 (0.709)	5 470 (8.48)	147 350 (0.36)	42 088 861 (101.12)	152.1 (5.99)	9.0 (0.36)	16 383 (1.00)	276 638 (16.88)
<i>Infinity</i> STGJ77	Screen board	70.0 (2.756)	16.0 (0.630)	1 117 (1.73)	23 697 (0.06)	453 223 (1.09)	35.0 (1.38)	8.0 (0.32)	2 962 (0.18)	12 955 (0.79)
<i>Infinity</i> STGJ58	Joist	35.0 (1.378)	35.0 (1.378)	1 008 (1.56)	120 387 (0.29)	120 387 (0.29)	17.5 (0.69)	17.5 (0.69)	6 879 (0.42)	6 879 (0.42)



Thermal properties

Typical properties of the Infinity material technology are captured below.

Properties	Results	Test method	Information
Coefficient of thermal expansion (CTE)	45 x 10-6 mm/mm.°C	ISO 11359-1 and 2 (A)	Materials were tested at temperatures between 23.6°C and 80°C resulting in a total temperature change of 56°C. The full details of this testing can be in the following SGS EU report here .

Fire reaction properties

Typical properties of Infinity material technologies are captured below as an indication of their expected behaviour in a decking application.

Infinity

The following tables provide properties for the Infinity material technology in a decking application.

Standard	Properties	Result	Requirement	Test Method	Information
ICC-ES AC 174	Flame spread index (FSI)	110	Less than 200	ASTM E84	STGJ02AEN was tested in a decking application, by an external laboratory.
	Smoke development index	500	Less than 450		

Infinity FR

The following tables provide properties for the Infinity FR material technology in a decking application per EU standard requirements.

Standard	Properties	Result	Requirement	Test Method	Information
EN 13501	Critical Flux	8.2 kW/m²	Less than 8.0 kW/m²	EN 13823	Infinity STGJ02AE was tested externally per SGS laboratory, the report can be located here .
	Smoke	19.9%.min	Less than 750%. minute		
	Flame spread	Pass	Less than 150 mm (5.91””) in 60 seconds	EN ISO 11925-2 Exposure 30 s	



Weathering

The environment to which materials are exposed influences how quickly the material will weather (or deteriorate). This includes degradation factors like UV exposure, oxidation or contact with organisms within the environment such as termites or mold. The impact of these factors is captured below. The impact of weathering on the flexural performance (material factor estimate) of the products is captured in the Mechanical properties section above.

Colour fade

Weathering over time can result in a colour change of the material. **ΔE** is a common form of measurement for colour fade. The **ΔE** denotes the colour difference between an original sample and a tested sample after a certain number of hours of exposure to UV light (and potentially other weathering effects). **ΔE** is measured on a scale of 1 to 100 and provides a simple metric of how the human eye perceives colour change. Both 'light' and 'dark' colours are tested to provide an indication of the range of performance of the product.

Standard	ID	Name	Generic description	Hours	ΔE	Grey scale	Observations	Test method	Information
ICC-ES AC 174	C02	Baltic Nero	Dark brown/ Black	1000	0,23	5	Changes not perceptible to the human eye	ASTM G155-13	As part of ICC-ES AC 174 requirements. The results of the issued CCRR can be found here .
				2000	0.89	4 to 5			
				3000	1.27	4			
				4000	2.46	3 to 4	Changes perceptible at a glance		
	C70	Caribbean Coral	Light Grey	1000	0.44	4 to 5	Changes perceptible through close observation		
				2000	0.88	4 to 5			
				3000	1.11	4 to 5			
				4000	2.48	3 to 4	Changes perceptible at a glance		



Biodegradation

Materials exposed to organisms such as termites or mold can degrade as a result.

Fungal and Termite resistance

As a certain percentage of cellulose-polymer composition contains cellulose fibres which may provide nutrition to fungi and mold, promote growth, samples were exposed to spores and their growth rates monitored.

Standard	Fungal strand	Measured value	Test Method	Information
ICC-ES AC 174 (Fungal resistance)	G.trabeum (change in mass)	0.77%	ASTM D 2017	To confirm compliance with ICC-ES, AC 174, biodegradation resistance requirements. The results of which can be located within the issued CCR report, here .
	P.Placenta (change in mass)	0.91%		
	T.Versicolor (change in mass)	0.90%		
	I.Lacteus (change in mass)	0.91%		
ICC-ES AC 174 (Termite resistance)	G.trabeum (change in mass)	0.77%		

The Infinity material technology was submitted for testing to confirm the effectiveness of fungistatic compounds within the composition’s formulation, then visually assessed in accordance with the following scale.

- 0 – No growth, the material is resistant to fungal attack.
- 1 – Initial growth, the material is partially protected against fungal attack or generally not susceptible to such attach
- 2 – Obvious growth and sporulation, the material is susceptible to fungal attack

Standard	Properties	Result	Test Method	Information
Eurocode	A.Niger, ATCC 6275	0	ISO 16869	To confirm compliance with ISO 16869 for fungal, Infinity samples were exposed to spores for a period of 21 days and their growth rates monitored. The report can be found here .
	C. Globosum, ATCC 6205	0		
	P.Variotii, CICC 40379	0		
	P.Funiculosum, CICC 40279	0		
	T.Longibrachiatum, CICC 13053	0		



Surface properties

Slip resistance

Slip resistance refers to a surfaces ability to prevent people from slipping or losing their footing. There are various methods used to measure slip resistance. These tests provide a measurement of slip resistance that can be used to compare different flooring materials. Slip resistance is influenced by factors such as the material and its surface, the angle of incline, the type of shoe being worn, and the presence of moisture or multiple contaminants.

The provided slip resistance ratings were obtained using the Pendulum test method to determine both R, ABC and HSE equivalent ratings. The HSE has established that there is an approximate cross reference between the DIN51130 (R-Rating) and DIN51097 (ABC rating) tests, and the Pendulum Test Values (PTV). This cross-reference allows for comparison and correlation between the different rating systems.

Infinity material technology slip resistance results

The following table provides the Slip Resistance Values (SRV) results, and equivalent slip resistance classes results for Infinity material technology using slider 55 in a barefoot application as provided by an external laboratory.

Finish	SRV with slider 55		ABC rating	HSE equivalent rating		Pendulum Classification
	Dry conditions	Wet conditions		Risk of slip	Probability of slip	
R	71	24	A	High	1 in 20	
T	80	22	A	High	1 in 20	
J1	72	23	A	High	1 in 20	
J1R1	74	26	A	Moderate to high	1 in 200	
M	69	23	A	High	1 in 20	
Q1R	81	23	A	High	1 in 20	
TR	64	29	A	Moderate	1 in 10 000	
Q	84	29	A	Moderate	1 in 10 000	
E	79	24	A	High	1 in 20	
U	79	25	A	Moderate to high	1 in 200	
L	77	23	A	Moderate to high	1 in 200	P2
S	76	26	A	Moderate to high	1 in 200	
CL 1 Parallel	-	26	-	-	-	P2
QR Parallel	-	25	-	-	-	P2

The following table provides the Slip Resistance Values (SRV) results, and equivalent slip resistance classes results for Infinity material technology using slider 96 in a shod application as provided by an external laboratory.

Finish	SRV with slider 96		ABC rating	HSE equivalent rating	
	Dry conditions	Wet conditions		Risk of slip	Probability of slip
R	32	21	R10	High	1 in 20
T	39	24	R10	High	1 in 20
J1	44	29	R10	Moderate	1 in 10 000
J1R1	39	24	R10	High	1 in 20
M	37	22	R10	High	1 in 20
Q1R	39	24	R10	High	1 in 20
TR	36	21	R10	High	1 in 20
Q	44	27	R10	Moderate	1 in 10 000
E	41	24	R10	High	1 in 20
U	43	25	R10	Moderate to high	1 in 200
L	34	23	R10	High	1 in 20
S	43	27	R10	Moderate	1 in 10 000

Disclaimer and copyright

Document disclaimer

The provided information is offered in good faith as accurate but without guarantee. Eva-Last makes no warranties or representations of any kind (express or implied) about the accuracy, adequacy, currency, or completeness of the information, or that it is necessarily suitable for the intended use.

Compliance with this document does not guarantee immunity from breach of any statutory requirements, building codes or relevant standards. The final responsibility for the correct design and specification rests with the designer and, for its satisfactory execution, with the contractor. Appropriate warnings and safe handling procedures should be provided to handlers and users.

While most data have been compiled from research, case histories, experience and testing, small changes in the environment can produce marked differences in performance. The decision to use a material, and in what manner, is made at your own risk. The use of a material and method may therefore need to be modified to its intended end use and environment.

Eva-Last, its directors, officers or employees shall not be responsible for any direct, indirect, or special loss or damage arising from, or as a consequence of, use of, or reliance upon, any information contained in this document or other documents referenced herein. Eva-Last expressly disclaims any liability which is based on or arises out of, the information or any errors, omissions, or misstatements herein.

Drawing disclaimer

All dimensions and specifications are offered in good faith as accurate but without guarantee. The information captured herein may not contain complete details. Eva-Last makes no warranties or representations of any kind (express or implied) about the accuracy, adequacy, currency, or completeness of the information, or that it is necessarily suitable for the intended use.

Compliance with this document does not guarantee immunity from breach of any statutory requirements, building codes or relevant standards. The final responsibility for the correct design and specification rests with the designer and, for its satisfactory execution, with the contractor.

Utilisation disclaimer

Legislation may differ between jurisdictions. Before installing any Eva-Last product, ensure that the application is rational and complies with the local regulations and building codes. Wherever necessary, consult a suitably qualified professional. Be sure to comply with material manufacturer specifications. Where manufacturers and building codes differ, revert to the building code requirements. Check that your choice of product is suitable for its intended application. For further product specification and information visit **www.eva-last.com**.

Copyright

If reprinted or reproduced or utilised in any form Eva-Last should be acknowledged as the source of the information.

Eva-Last periodically updates the information contained in this document as well as that of the Eva Last documents that have been referenced herein. Before using this document, please refer to the Eva-Last website (**www.eva-last.com**) for the most up-to-date documents. Please also refer to the applicable websites.

Contact information

Eva-Last

Email: info@eva-last.com

Website: www.eva-last.com



Appendix A
Profiles

Profile properties	
Product code	STGJ02AE
Sectional area(mm ²)	2 368
Approximate mass(kg/m)	3.0

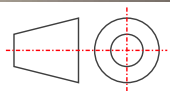


Sectional properties in typical orientation	
$I_x(\text{mm}^4)$	144 053
$I_y(\text{mm}^4)$	3 821 506
$C_x(\text{mm})$	68.2
$C_y(\text{mm})$	14.1
$S_x(\text{mm}^3)$	10 292
$S_y(\text{mm}^3)$	56 210

Drawing title	
Infinity - I-Series - STGJ02AE - Grooved board - 136 X 25.4	

File name	
2023-03-17 - Infinity - TDS - Profile drawings	

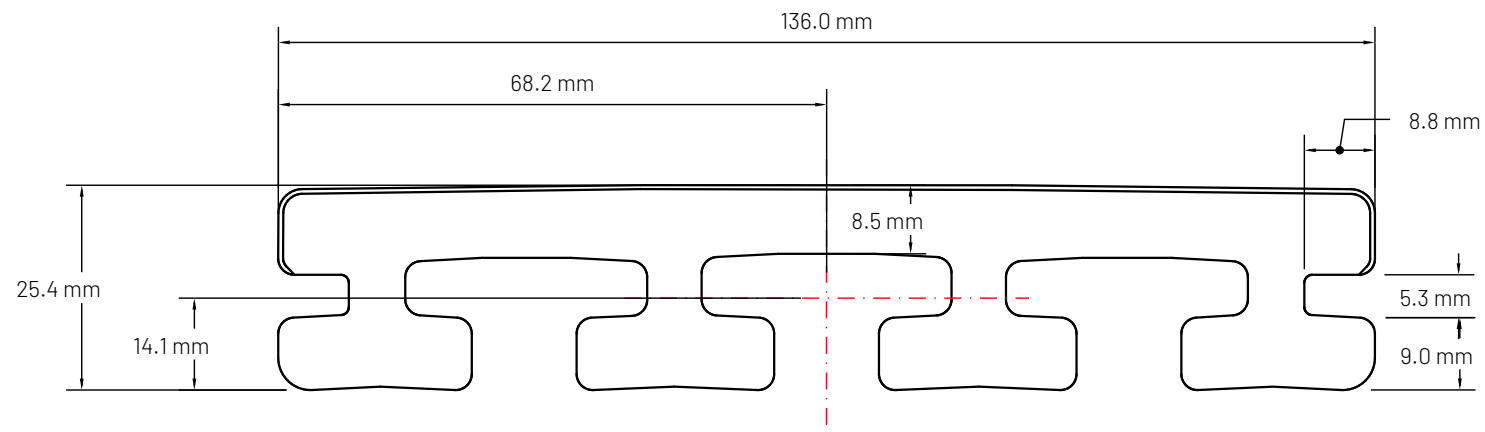
File details	
--------------	--



Drawing number	01
Date	July 27, 2023
Page	N/a
Scale	NTS

Unless otherwise specified all dimensions are in millimeters.

Issued for information. See supporting



Profile properties	
Product code	STGJ03AE
Sectional area (mm ²)	2 288
Approximate mass (kg/m)	2.9

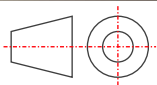


Sectional properties in typical orientation	
I_x (mm ⁴)	143 296
I_y (mm ⁴)	3 987 586
C_x (mm)	68.2
C_y (mm)	14.1
S_x (mm ³)	10 197
S_y (mm ³)	58 508

Drawing title
 Infinity - I-Series - STGJ03AE - Square edge board - 136 X 25.4

File name
 2023-03-17 - Infinity - TDS - Profile drawings

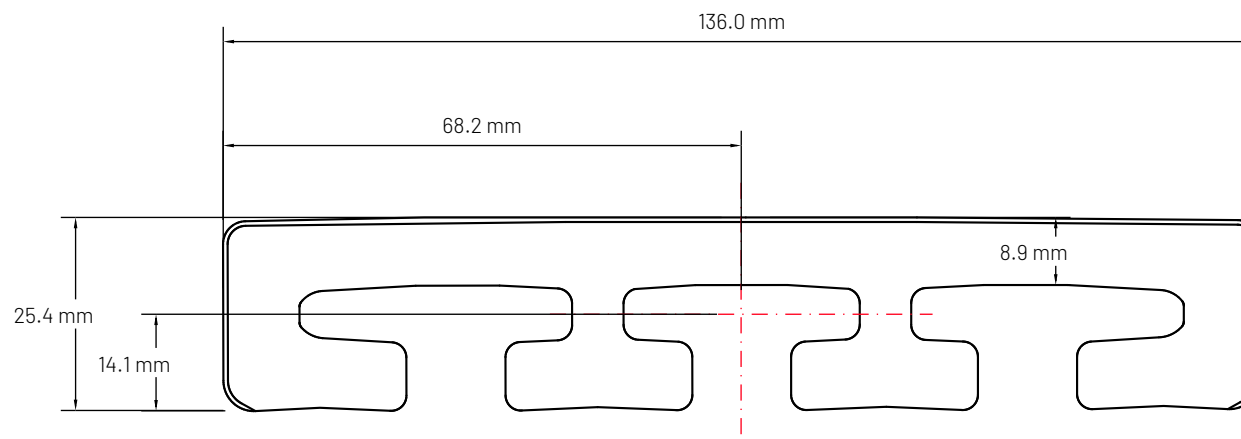
File details



Drawing number	01
Date	July 27, 2023
Page	N/a
Scale	NTS

Unless otherwise specified all dimensions are in millimeters.

Issued for information. See supporting documentation for disclaimers and details.



Profile properties	
Product code	STGJ04AE
Sectional area (mm ²)	2 208
Approximate mass (kg/m)	2.8

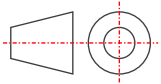


Sectional properties in typical orientation	
I _x (mm ⁴)	134 807
I _y (mm ⁴)	3 772 763
C _x (mm)	68.6
C _y (mm)	14.4
S _x (mm ³)	9 363
S _y (mm ³)	55 036

Drawing title	
Infinity - I-Series - STGJ04AE - Single sided grooved board - 136 X 25.4	

File name	
2023-03-17 - Infinity - TDS - Profile drawings	

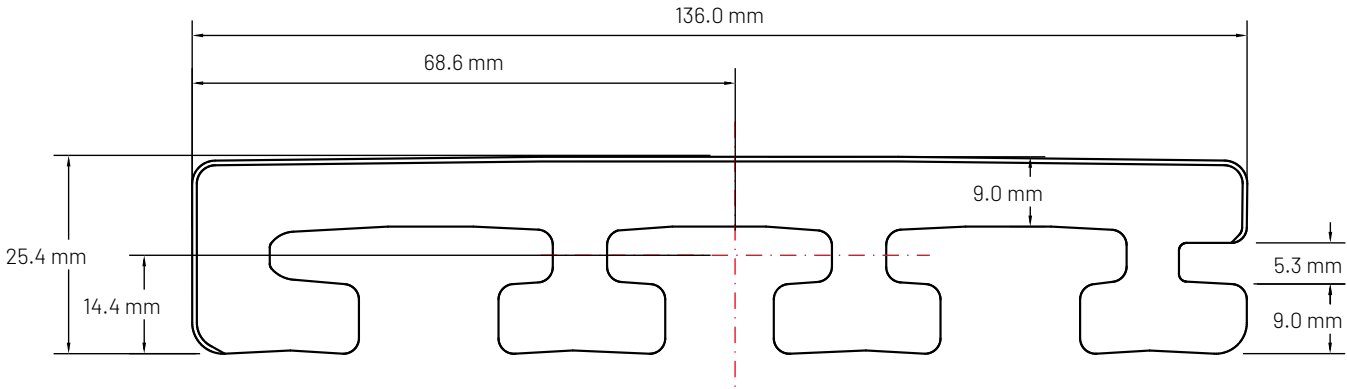
File details	
--------------	--



Drawing number	01
Date	July 27, 2023
Page	N/a
Scale	NTS

Unless otherwise specified all dimensions are in millimeters.

Issued for information. See supporting documentation for disclaimers and details.

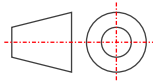


Profile properties	
Product code	STGJ02AEN
Sectional area (mm ²)	3 542
Approximate mass (kg/m)	2.8



Sectional properties in typical orientation	
I _x (mm ⁴)	189 274
I _y (mm ⁴)	5 742 960
C _x (mm)	70.0
C _y (mm)	12.7
S _x (mm ³)	14 903
S _y (mm ³)	82 055
Drawing title	
Infinity - STGJ02AEN - Square edgeboard - 140 X 23.0	
File name	
2023-03-17 - Infinity - TDS - Profile drawings	

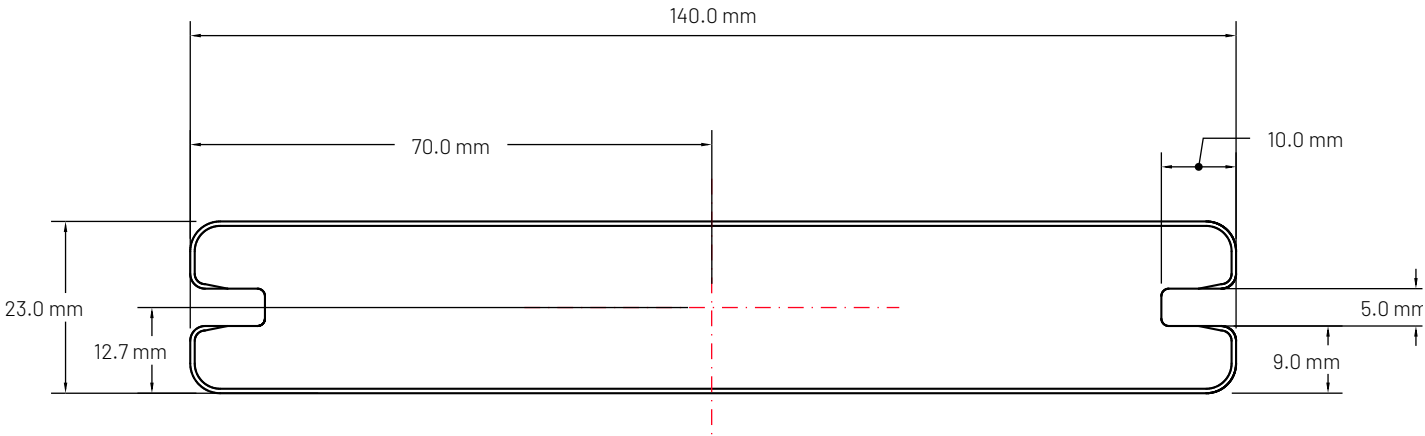
File details



Drawing number	01
Date	July 27, 2023
Page	N/a
Scale	NTS

Unless otherwise specified all dimensions are in millimeters.

Issued for information. See supporting documentation for disclaimers and details.



Profile properties	
Product code	STGJ30
Sectional area (mm ²)	3 103
Approximate mass (kg/m)	3.9

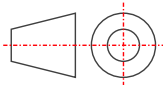


Sectional properties in typical orientation	
I _x (mm ⁴)	140 084
I _y (mm ⁴)	4 775 942
C _x (mm)	70.0
C _y (mm)	11.5
S _x (mm ³)	12 192
S _y (mm ³)	67 954

Drawing title	
Infinity - STGJ30 - Square edge - 140 X 23.0	

File name	
2023-03-17 - Infinity - TDS - Profile drawings	

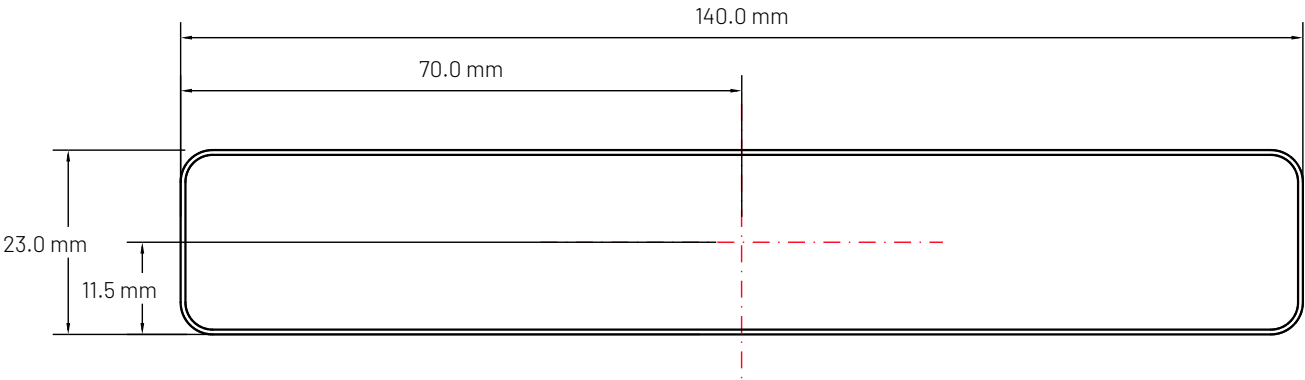
File details	
--------------	--



Drawing number	01
Date	July 27, 2023
Page	N/a
Scale	NTS

Unless otherwise specified all dimensions are in millimeters.

Issued for information. See supporting documentation for disclaimers and details.



Profile properties	
Product code	STGJ0.5
Sectional area (mm ²)	3 206
Approximate mass (kg/m)	4.0



Sectional properties in typical orientation	
I _x (mm ⁴)	140 392
I _y (mm ⁴)	5 193 565
C _x (mm)	70.0
C _y (mm)	12.7
S _x (mm ³)	12 208
S _y (mm ³)	74 194

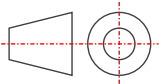
Drawing title

Infinity - STGJ0.5 - Square edgeboard - 140 X 25.4

File name

2023-03-17 - Infinity - TDS - Profile drawings

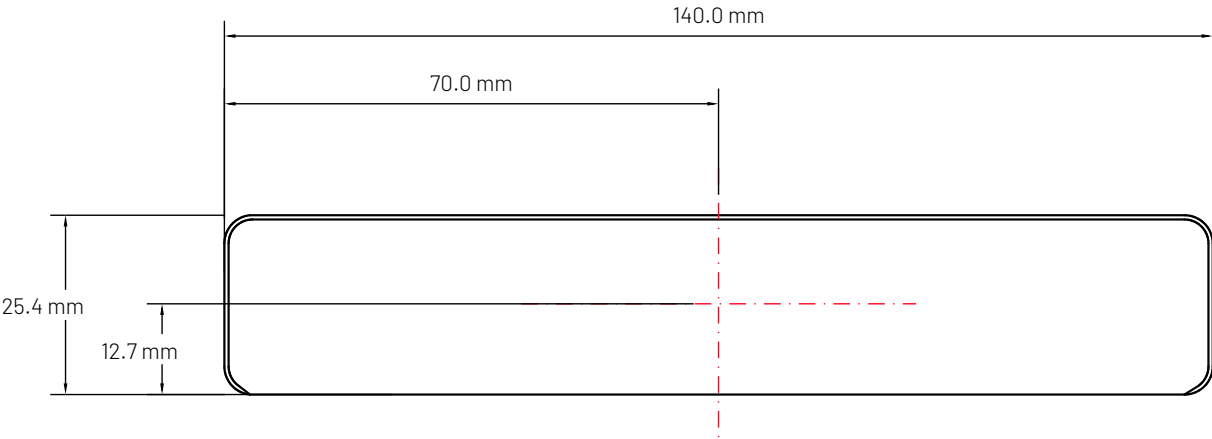
File details



Drawing number	01
Date	July 27, 2023
Page	N/a
Scale	NTS

Unless otherwise specified all dimensions are in millimeters.

Issued for information. See supporting documentation for disclaimers and details.



Profile properties	
Product code	STGJ41
Sectional area (mm ²)	9 736
Approximate mass (kg/m)	12.2

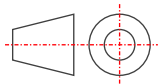


Sectional properties in typical orientation	
I_x (mm ⁴)	728 503
I_y (mm ⁴)	85 460 747
C_x (mm)	162.5
C_y (mm)	15.0
S_x (mm ³)	48 592
S_y (mm ³)	525 938
Drawing title	

Infinity - STGJ20X - Square edge stair board -
325 X 30.0

File name	
2023-03-17 - Infinity - TDS - Profile drawings	

File details	
--------------	--

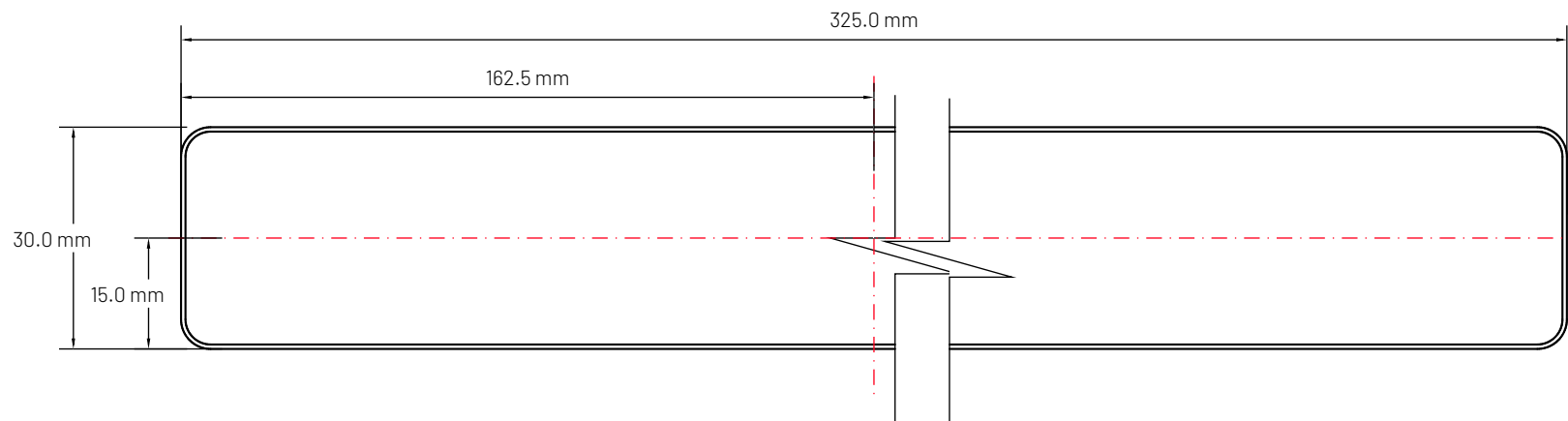


Drawing number	01
Date	July 27, 2023
Page	N/a
Scale	NTS

Unless otherwise specified all dimensions are
in millimeters.

Issued for information. See supporting
documentation for disclaimers and details.

Infinity



Profile properties	
Product code	STGJ14
Sectional area (mm ²)	1 786
Approximate mass (kg/m)	2.3

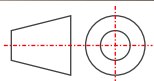


Sectional properties in typical orientation	
I_x (mm ⁴)	21 221
I_y (mm ⁴)	3 296 470
C_x (mm)	75.0
C_y (mm)	6.0
S_x (mm ³)	3 537
S_y (mm ³)	43953

Drawing title
Infinity - STGJ14 - Fascia board - 150 X 12.0

File name
2023-03-17 - Infinity - TDS - Profile drawings

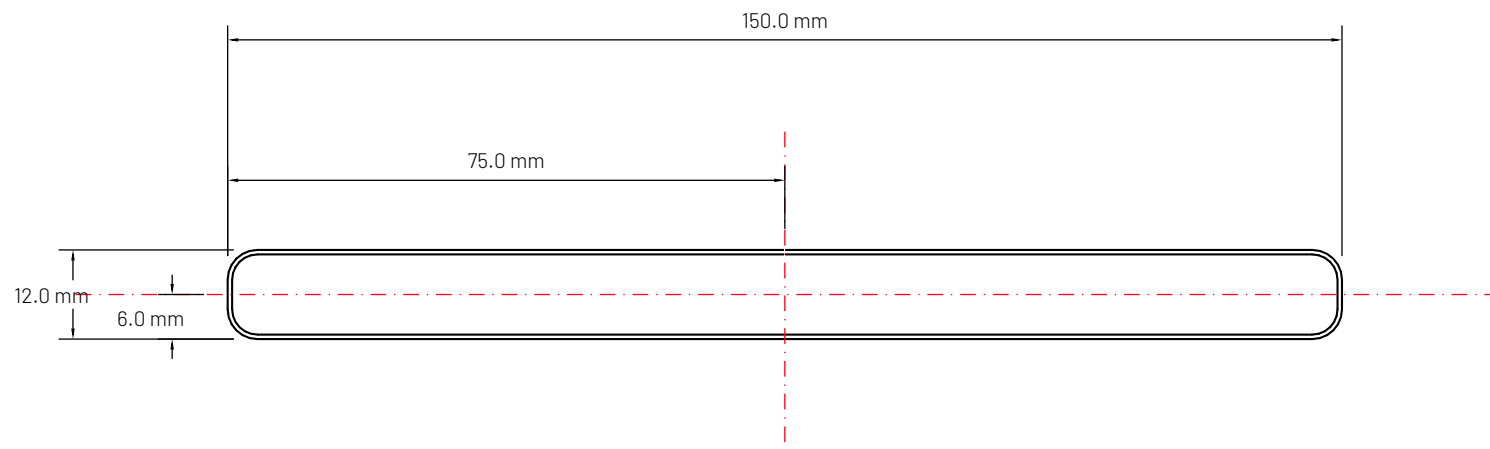
File details



Drawing number	01
Date	July 27, 2023
Page	N/a
Scale	NTS

Unless otherwise specified all dimensions are in millimeters.

Issued for information. See supporting documentation for disclaimers and details.



Infinity

Profile properties

Product code	STGJ40
Sectional area (mm ²)	3 033
Approximate mass (kg/m)	3.8



Sectional properties in typical orientation

$I_x(\text{mm}^4)$	68 669
$I_y(\text{mm}^4)$	8 536 716
$C_x(\text{mm})$	92.0
$C_y(\text{mm})$	8.3
$S_x(\text{mm}^3)$	8 324
$S_y(\text{mm}^3)$	92 806

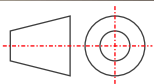
Drawing title

Infinity - STGJ40 - Fascia board - 184 X 16.5

File name

2023-03-17 - Infinity - TDS - Profile drawings

File details

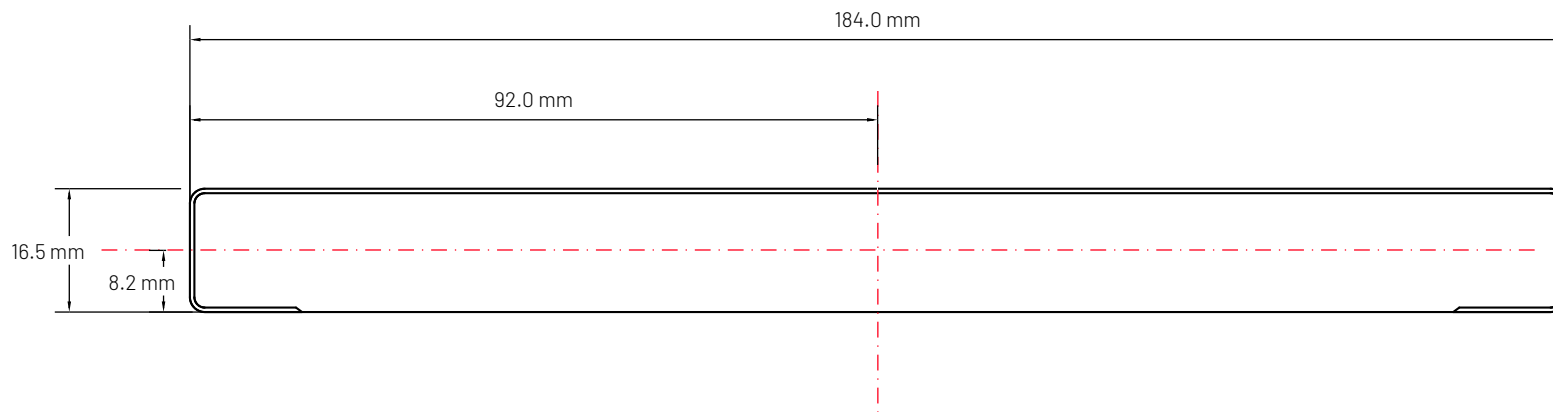


Drawing number	01
Date	July 27, 2023
Page	N/a
Scale	NTS

Unless otherwise specified all dimensions are in millimeters.

Issued for information. See supporting documentation for disclaimers and details.

Infinity



Profile properties

Product code	STGJ41
Sectional area (mm ²)	5 470
Approximate mass (kg/m)	6.8



Sectional properties in typical orientation

I_x (mm ⁴)	147 350
I_y (mm ⁴)	42 088 861
C_x (mm)	152.1
C_y (mm)	9.0
S_x (mm ³)	16 383
S_y (mm ³)	276 638

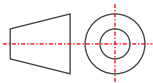
Drawing title

Infinity - STGJ41 - Fascia board - 304.3 X 18.0

File name

2023-03-17 - Infinity - TDS - Profile drawings

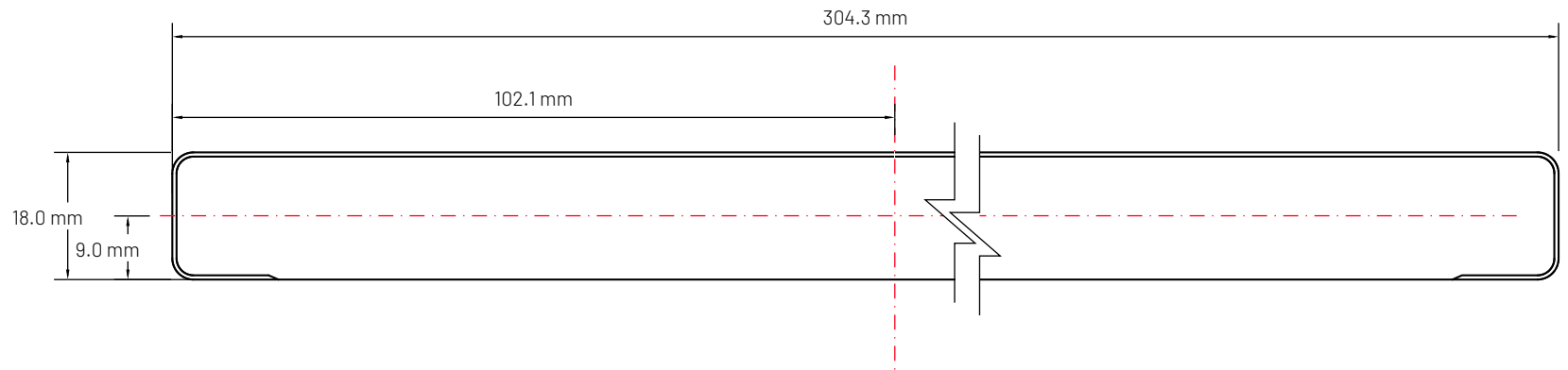
File details



Drawing number	01
Date	July 27, 2023
Page	N/a
Scale	NTS

Unless otherwise specified all dimensions are in millimeters.

Issued for information. See supporting documentation for disclaimers and details.



Profile properties	
Product code	STGJ77
Sectional area (mm ²)	5 470
Approximate mass (kg/m)	1.4

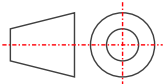


Sectional properties in typical orientation	
I _x (mm ⁴)	23 697
I _y (mm ⁴)	453223
C _x (mm)	35.0
C _y (mm)	8.0
S _x (mm ³)	2 962
S _y (mm ³)	12 955

Drawing title	
Infinity - STGJ77 - Screen board - 70 X 16.0	

File name	
2023-03-17 - Infinity - TDS - Profile drawings	

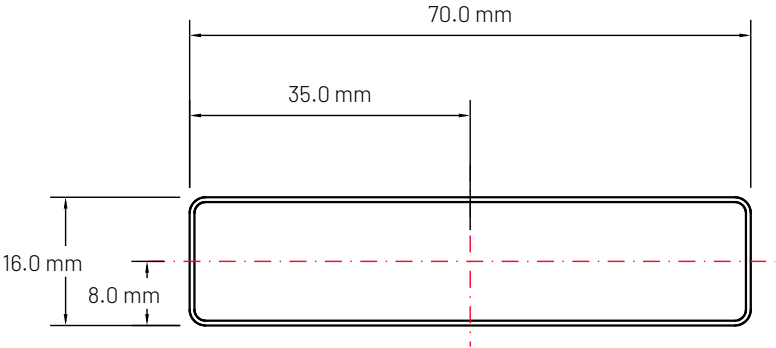
File details	
--------------	--



Drawing number	01
Date	July 27, 2023
Page	N/a
Scale	NTS

Unless otherwise specified all dimensions are in millimeters.

Issued for information. See supporting documentation for disclaimers and details.



Profile properties

Product code	STGJ58
Sectional area (mm ²)	1 008
Approximate mass (kg/m)	1.3



Sectional properties in typical orientation

$I_x(\text{mm}^4)$	120 287
$I_y(\text{mm}^4)$	120 287
$C_x(\text{mm})$	17.5
$C_y(\text{mm})$	17.5
$S_x(\text{mm}^3)$	6 879
$S_y(\text{mm}^3)$	6 879

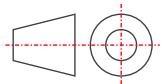
Drawing title

Infinity - STGJ58 - Joist - 35 X 35.0

File name

2023-03-17 - Infinity - TDS - Profile drawings

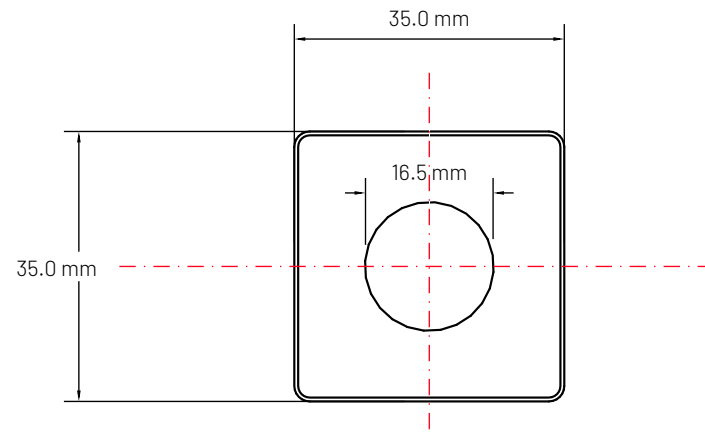
File details



Drawing number	01
Date	July 27, 2023
Page	N/a
Scale	NTS

Unless otherwise specified all dimensions are in millimeters.

Issued for information. See supporting documentation for disclaimers and details.



Infinity

Appendix B

Material compatibility

The following information provides a list of substances that may negatively impact that Infinity cap material. Below is an extensive (not complete) list of common substances and solutions known to influence the surface of cap on Infinity. It is important to check material compatibility when choosing chemicals that the product may encounter, as they may prematurely degrade the product, these may include ingredients in cleaning products, pool additives and even oils and saps from local vegetation.

Symbol legend

The symbols and abbreviations used have the following meanings:

+ = Resistant over a period of months to years.

0 = Limited resistance: some swelling, solvation or environmental stress cracking is possible.

- = Not resistant: severe swelling, decomposition, solvation or environmental stress cracking.

soln. = Saturated aqueous solution.

Resistance definition

Good resistance: Water, aqueous salt solutions, detergent solutions, dilute acids, and alkalis.

Limited resistance: Alcohols, aliphatic hydrocarbons, oils, and fats.

Not resistant: Concentrated mineral acids, aromatic and/or halogenated hydrocarbons, esters, ethers, ketones.

Solvents: Examples are methyl ethyl ketone, tetrahydrofuran, toluene, dimethyl-formamide.

Source data:

BASF – Chemical resistance of styrene co-polymers – www.basf.de/plastics

Test substance	20 °C	50 °C
Acetamide	+	+
Acetic acid (100%)	-	-
Acetic acid (25%)	+	+
Acetic acid (50%)	+	0
Acetone	-	-
Acetophenone	-	-
Acetylsalicylic acid (soln.)	+	+
Allyl alcohol	-	-
Allyl mustard oil	-	-
Almond, bitter, oil of	+	0
Almond, oil of	+	+
Alum (soln.)	+	+
Aluminium chloride (soln.)	+	+
Aluminium sulphate (soln.)	+	+
Ammonia, aqueous (25%)	+	+
Ammonium carbonate (soln.)	+	+
Ammonium chloride (soln.)	+	+
Ammonium molybdate (soln.)	+	+
Ammonium nitrate (soln.)	+	+
Ammonium rhodanide (soln.)	+	+
Ammonium sulphate (soln.)	+	+
Amyl acetate	-	-

Test substance	20 °C	50 °C
Amyl acetate	-	-
Amyl alcohol	+	0
Amyl cinnamaldehyde	-	-
Amyl mercaptan	-	-
Aniline	-	-
Anise, oil of	-	-
Aniseed	+	+
Apple juice	+	+
Aqua regia	0	-
Atropine sulphate	+	+
Barium bromide (soln.)	+	+
Barium carbonate (soln.)	+	+
Barium chloride (soln.)	+	+
Beef tallow	+	+
Benzaldehyde	-	-
Benzene	-	-
Benzoic acid	+	+
Benzyl acetate	-	-
Benzyl acetate	-	-
Benzyl alcohol	-	-
Bismuth chloride (soln.)	+	+
Bismuth subnitrate (soln.)	+	+

Test substance	20 °C	50 °C
Borax (soln.)	+	+
Boric acid (soln.)	+	+
Brake fluid (ATE)	-	-
Brandy	+	+
Bromine (liquid)	-	-
Butane	+	+
Butter	+	+
Butyl acetate	-	-
Butyl acetate	-	-
Butyric acid	-	-
Cadmium bromide (soln.)	+	+
Caffeine (soln.)	+	+
Calcium bromide (soln.)	+	+
Calcium chloride (soln.)	+	+
Calcium hypochlorite (solid)	+	+
Calcium hypochlorite (soln.)	+	+
Calcium oxide	+	+
Camphor	+	+
Caraway seed (ground)	+	+
Carbazole	+	+
Carbon dioxide	+	+
Carbon sulphide	-	-
Cardamom	+	+
Carnauba wax	+	+
Carrot juice	+	+
Castor oil	+	+
Cellosolve (methyl-, ethyl-, propyl-, butyl-)	-	-
Cesium bromide (soln.)	+	+
Cetyl alcohol	+	+
Chamomile extract	+	+
Chlorinated lime	+	+
Chlorine (liquid or gaseous)	-	-
Chlorine water	0	0
Chloroacetic acid	0	-
Chlorobenzene	-	-
Chloroform	-	-
Chlorosulfonic acid	-	-
Chromic acid (soln.)	0	0
Chromosulfuric acid	0	0
Cinnamic aldehyde	-	-
Cinnamon (ground)	+	+

Test substance	20 °C	50 °C
Cinammon (sticks)	+	+
Citric acid (soln.)	+	+
Citronella, oil of	-	-
Cloves	-	-
Cloves, oil of	-	-
Cocoa butter	+	+
Coconut oil	+	+
Cod-liver oil	+	+
Coffee (ground)	+	+
Coffee extract	+	+
Copper sulphate (soln.)	+	+
Corn oil	+	+
Cottonseed oil	+	+
Cresol (para)	0	-
Curry	+	+
Cyclohexane	+	0
Cyclohexanol	+	0
Cyclohexanone	-	-
Dairy products	+	+
Dehydroacetic acid	+	+
Dekalin (R)	0	0
Diacetone alcohol	-	-
Dibutyl phthalate	-	-
Dichlorobenzene	-	-
Diesel oil	+	+
Diethanolamine	+	+
Diethyl ether	-	-
Diethyl hexyl phthalate	+	0
Diethyl ketone	+	+
Diethyl phthalate	-	-
Diethylene glycol	+	+
Diisodecyl phthalate	0	0
Dimethyl diglycol phthalate	0	0
Dimethyl phthalate	-	-
Dimethylformamide	-	-
Dinonyl phthalate	0	0
Dioxane (1,4 dioxane)	-	-
Diphenyl ether	-	-
Diphenylamine	-	-
Ethanol (40%)	+	+
Ethanol (95%)	+	0

Test substance	20 °C	50 °C
Ethyl benzene	-	-
Ethyl benzoate	-	-
Ethyl chloride	-	-
Ethylene chloride	-	-
Ethylene glycol	+	+
Eucalyptus, oil of	0	0
Fertilizer salts	+	+
Formaldehyde (30%)	+	0
Formic acid (40%)	+	0
Formic acid (85%)	0	0
Frigen/Freon 11 (Monofluoro- trichloromethane)	0	0
Frigen/Freon 113 (Trifluoro-trichloroethane)	0	0
Frigen/Freon 114 (Tetrafluoro-dichloroethane)	0	0
Frigen/Freon 12 (Difluoro-dichloromethane)	0	0
Frigen/Freon 21 (Monofluoro-dichloromethane)	-	-
Frigen/Freon 22 (Difluoro-monochloro- methane)	-	-
Furfural	-	-
Furfuryl alcohol	0	-
Gallic acid	+	+
Garlic (powder)	+	+
Gasoline (Premium unleaded)	0	-
Gasoline (Standard unleaded)	0	0
Ginger (ground)	0	0
Glucose (30%)	+	+
Glycerine	+	+
Grapefruit juice	+	+
Gravy	+	+
Heating oil	+	+
Heptane	0	0
Heptyl alcohol	+	0
Hexachlorobenzene	+	+
Hexane	0	0
Hexanediol	+	+
Hexanol	+	0
Honey	+	+
Horse radish	+	+
Household detergent (soln.)	+	+

Test substance	20 °C	50 °C
Hydrochloric acid (15%)	+	0
Hydrochloric acid (conc.)	+	0
Hydrofluoric acid (40%)	0	0
Hydrogen peroxide (3%)	+	+
Hydrogen peroxide (30%)	+	+
Hydrogen sulphide	+	+
Hydroquinone (soln.)	+	0
Hydroxyacetone	0	0
Ink, writing	+	+
Iodine, tincture of	0	-
Iron (II) chloride (solid)	+	+
Iron (II) chloride (soln.)	+	+
Iron (II) sulphate (solid)	+	+
Iron (III) chloride (soln.)	+	+
Iron ammonium sulphate	+	+
Iron nitrate (soln.)	+	+
Isoamyl alcohol	+	0
Isobutanol	0	-
Isooctane	+	+
Isooctane	+	+
Isopropanol	+	-
Isopropyl acetate	-	-
Lactic acid (10%)	+	+
Lactic acid (80%)	+	+
Lactose (soln.)	+	+
Lanolin +	+	+
Laurel (ground)	+	+
Lauryl alcohol	+	+
Lead acetate (soln.)	+	+
Lead nitrate (soln.)	+	+
Lead stearate	+	+
Lead sulphate (soln.)	+	+
Lemon grass, oil of	-	-
Lemon juice	+	+
Lemon, oil of	0	0
Ligroin	+	+
Lime water	+	+
Linseed oil	+	+
Mace (ground)	+	0
Magnesium bromide	+	+
Magnesium carbonate	+	+
Magnesium chloride (soln.)	+	+

Test substance	20 °C	50 °C
Malic acid (10%)	+	+
Mandarin orange, oil of	0	0
Margarine	+	+
Marjoram (ground)	+	+
Marmalade	+	+
Mayonnaise	+	+
Menthol (10% in ethanol)	0	0
Mercury	+	+
Mercury chloride (soln.)	+	+
Mesityl oxide	-	-
Methanol	0	-
Methyl acetate	-	-
Methyl butanol	+	0
Methyl chloride	-	-
Methyl cyclohexane	+	+
Methyl ethyl ketone	-	-
Methyl isobutyl ketone	-	-
Methyl isopropyl ketone	-	-
Methyl propyl ketone	-	-
Methyl salicylate	-	-
Methylene chloride	-	-
Methylene chlorobromide	-	-
Milk	+	+
Milk powder	+	+
Milk powder (moist)	+	+
Monoamyl phthalate	-	-
Motor oil (automotive)	+	+
Mustard	+	+
n-Butanol	+	0
n-Nonanol	+	+
n-Octanol	+	+
n-Propanol	+	0
Naphthalene (solid)	+	-
Naphthalene (soln. in ethanol)	0	-
Naphthol (beta)(soln. in ethanol)	0	-
Nickel sulphate (soln.)	+	+
Nitric acid (30%)	+	0
Nitric acid (conc.)	-	-
Nitrobenzene	-	-
Nutmeg, dark (ground)	0	0
Nutmeg, light (ground)	+	0
Nutmeg, oil of	0	-

Test substance	20 °C	50 °C
Oleic acid	+	0
Olive oil	+	+
Onion (powder)	+	+
Orange juice	+	+
Orange, oil of	0	0
Oxalic acid (soln.)	+	+
Oxymethylfurfurol	-	-
Ozone (<0,5 ppm)	+	+
Palamoll 644 und 646 (polyesters based on adipic acid, BASF)	-	-
Palm oil	+	+
Palmitic acid	+	+
Paprika (ground)	+	+
Paraffin oil	+	+
Peanut oil	+	+
Peanut oil	+	+
Pectin (soln.)	+	+
Penicillin	+	+
Pentane	0	0
Pepper (black or white, ground)	+	0
Peppermint, oil of	-	-
Perchloroethylene	0	0
Petroleum ether	0	0
Petroleum jelly	0	-
Petroleum jelly	+	+
Phenacetin	+	+
Phenol	-	-
Phenylethanol	-	-
Phosphoric acid (1%)	+	+
Phosphoric acid (30%)	+	+
Phosphoric acid (85%)	+	+
Phthalic acid (soln.) Pimento (ground)	+	+
Pine needles, oil of	0	-
Pineapple juice	+	+
Plastomoll DOA (di-(2-ethyl-hexyl) adipate, BASF)	0	0
Pork lard	+	+
Potassium aluminium sulphate (soln.)	+	+
Potassium bisulfate	+	+
Potassium bromates (soln.)	+	+
Potassium bromide (soln.)	+	+
Potassium chloride (soln.)	+	+

Test substance	20 °C	50 °C
Potassium ferricyanide	+	+
Potassium fluoride (soln.)	+	+
Potassium hydroxide (10%)	+	+
Potassium hydroxide (50%)	+	+
Potassium hydroxide (concentrated soln.)	+	0
Potassium iodate (soln.)	+	+
Potassium iodide (soln.)	+	+
Potassium nitrate (soln.)	+	+
Potassium permanganate (soln.)	+	0
Potassium persulfate (soln.)	+	+
Potassium sulphate (soln.)	+	+
Potassium sulphide (soln.)	+	+
Prontosil	+	+
Propane (liquid)	+	+
Propane (liquid) chloride	-	-
Propane glycol	+	+
Propylene glycol methyl ether	-	-
Propylene oxide	-	-
Pyridine	-	-
Pyrogallol (soln.)	+	0
Resorcin (soln.)	0	0
Rongalite (soln.)	+	+
Roses, oil of	0	0
Rum	+	+
Rum essence	+	+
Salicylic acid (soln.)	+	+
Salt, common (dry)	+	+
Sandalwood, oil of	-	-
Sassafras oil	-	-
Sea water	+	+
Sebacic acid dibutyl ester	-	-
Silicone fluid	+	+
Silver nitrate (soln.)	+	+
Sodium acetate (soln.)	+	+
Sodium benzoate (soln.)	+	+
Sodium bicarbonate (soln.)	+	+
Sodium bisulfite (soln.)	+	+
Sodium borate (soln.)	+	+
Sodium bromate (soln.)	+	+
Sodium bromide (soln.)	+	+
Sodium carbonate (soln.)	+	+
Sodium chloride (dry)	+	+

Test substance	20 °C	50 °C
Sodium chloride (soln.)	+	+
Sodium chromate (soln.)	+	+
Sodium fluoride (soln.)	+	+
Sodium hydrogen sulfite	+	+
Sodium hydroxide (50%)	+	+
Sodium hypochlorite (soln. with 12% Cl)	+	+
Sodium hypochlorite (soln., 12% chlorine)	+	+
Sodium nitrate	+	+
Sodium nitrite	+	+
Sodium perborate (soln.)	+	+
Sodium phosphate (sec.)(soln.)	+	+
Sodium phosphate (tert.)(soln.)	+	+
Sodium sulphate (soln.)	+	+
Sodium sulphide (soln.)	+	+
Sodium sulfite (soln.)	+	+
Sodium thiosulfate (soln.)	+	+
Soy oil	+	+
Sperm oil	+	+
Stearic acid	+	+
Strontium bromide	+	+
Strychnine	+	+
Sugar (soln, 30%)	+	+
Sulphur	+	+
Sulphur hexafluoride	+	+
Sulfuric acid (10%)	+	+
Sulfuric acid (38%, battery acid)	+	+
Sulfuric acid (50%)	+	+
Sulfuric acid (conc.)	-	-
Tannic acid	+	+
Tartaric acid (soln.)	+	+
Tea leaves (moist)	+	+
Tea, instant	+	+
Tetrachlorethane	-	-
Tetrachloromethane	-	-
Tetrahydrofuran	-	-
Tetrahydrofurfurool	-	-
Tetralin (R)	-	-
Thionyl chloride	-	-
Thiophene	-	-
Thymol	-	-
Tin (II) chloride (soln.)	+	+
Tin (IV) chloride (soln.)	-	-

Test substance	20 °C	50 °C
Tomato juice	+	+
Tragacanth (gum tragacanth)	+	+
Transformer oil	+	0
Trichlorobenzene	-	-
Trichloroethane	-	-
Trichloroethylene	-	-
Trichlorophenol	-	-
Tricresyl phosphate	-	-
Triethanolamine	+	+
Triethylene glycol	+	+
Triglycol acetate	-	-
Trypaflavin (R)	+	+
Tryptophane (d or l)	+	+
Turpentine	0	0
Turpentine substitute	+	0
Tyrosine (d or l)	+	+
Undecanol	+	+
Urea (soln.)	+	+
Urotropin (soln.)	+	+
Valerian drops	+	+
Verbena oil	-	-
Vinegar	+	+
Water	+	+
Watercolours	+	+
Water glass	+	+
Wax (bleached)	+	+
White oil	+	+
Xylene	-	-
Zinc bromide	+	+
Zinc carbonate	+	+
Zinc chloride (soln.)	+	+
Zinc nitrate	+	+
Zinc ointment	+	+
Zinc oxide	+	+
Zinc stearate	+	+
Zinc sulphate (soln.)	+	+